

Return to In-Person Instruction: Instructional Models

School Board Action Meeting

Monday, October 19, 2020

Presented by

Scott T. Eveslage, Ed.D.
Superintendent of Schools



Meeting Agenda

- Public Health Metrics
- Questionnaire Responses: Instructional Models
- Hybrid Models by Level
- Timeline for Returning Students In-Person (Grades 9-12)





Metrics and Targets to Inform Decisions for Returning Students in-Person (Last Updated: 10/17/20)

Status: Met or Not Met the target

| Metric for Consideration | Jul 31 - Aug 6 | Aug 7 - Aug 13 | Aug 14 - Aug 20 | Aug 21 - Aug 27 | Aug 28 - Sept 3 | Sept 4 - Sept 10 | Sept 11 - Sept 17 | Sept 18- Sept 24 | Sept 25- Oct 1 | Oct 2- Oct -8 | Oct 9 - Oct 15 |
|--------------------------------------------------------------------------------------------------------------------------------------------|-----------------|-----------------------------|-----------------------------|-----------------------------|-----------------------------|-----------------------------|-----------------------------|-------------------------------|----------------------------------|-----------------------------------|-----------------------------|
| Montgomery County Positivity Rate ♦ <i>Target: Below 5% (Most recent 7 days)</i> | 2.5% Met | 2.9% Met | 3.0% Met | 3.1% Met | 3.2% Met | 3.3% Met | 3.0% Met | 2.3% Met | 2.5% Met | 2.5% Met | 2.3% Met |
| Montgomery County Positivity Rate <i>Target: Declining Week-to-Week</i> | N/A | Not Met | Not Met | Not Met | Not Met | Not Met | Met | Met | Not Met | Met | Met |
| Montgomery County Incidence Rate * ♦ <i>Target for full reopening: <10 per 100,000 Residents</i> | 30.3 Not Met | 36.0 Not Met; Increasing | 35.2 Not Met; Decreasing | 36.8 Not Met; Increasing | 39.3 Not Met; Increasing | 37.2 Not Met; Decreasing | 38.1 Not Met; Increasing | 27.9 Not Met; Decreasing | 36.2 Not Met; Increasing | 37.9 Not Met; Increasing | 40.1 Not Met; Increasing |
| Township of Horsham and Borough of Hatboro Incidence Rate * △ <i>Target: at or below county level and declining week-to-week</i> | N/A | N/A | N/A | Hatboro: 0 Met | Hatboro: 40.4 Not Met | Hatboro: 67.3 Not Met | Hatboro: 13.5 Met | Hatboro: ‡ 13.5 Met | Hatboro: ‡ ‡ 0 Met | Hatboro ‡ ‡ ‡ 26.93 Met | Data Available 10/23 |
| | N/A | N/A | N/A | Horsham: 0 Met | Horsham: 22.7 Met | Horsham: 41.5 Not Met | Horsham: 41.5 Not Met | Horsham: ‡ 26.4 Met | Horsham: ‡ ‡ 30.19 Not Met | Horsham ‡ ‡ ‡ 41.52 Not Met | Data Available 10/23 |
| Township & Borough Positivity Rate △ <i>Target: at or below county level and steady or declining week-to-week (Most recent 14 days)</i> | N/A | N/A | N/A | Hatboro: 0 Met | Hatboro: 3.17 Met | Hatboro: 4.86 Not Met | Hatboro: 2.6 Met | Hatboro: ‡ 1.04 Met | Hatboro: ‡ ‡ 0.6 Met | Hatboro ‡ ‡ ‡ 2.79 Not Met | Data Available 10/23 |
| | | | | Horsham: 0 Met | Horsham: 1.84 Met | Horsham: 4.09 Not Met | Horsham: 4.37 Not Met | Horsham: ‡ 3.13 Not Met | Horsham: ‡ ‡ 3.18 Not Met | Horsham ‡ ‡ ‡ 2.68 Not Met | Data Available 10/23 |

* Incidence Rate Calculation: # of new cases for the last 7 days/population X 100,000

♦ Source: Pennsylvania Department of Health COVID-19 Early Warning Monitoring System Dashboard

△ Source: Montgomery County Office of Public Health weekly report (available 9/18/20, then weekly thereafter)

‡ 9/18 - 9/24
District Incidence Rate 23.58
District Positivity Rate 2.63%

‡‡ 9/25 - 10/1
District Incidence Rate 23.58
District Positivity Rate 2.66%

‡‡‡ 10/2 - 10/8
District Incidence Rate 38.32
District Positivity Rate 2.7%



Responses to Questionnaire

Elementary Schools

| Grade | Hybrid | Remote |
|----------------|--------------|--------------|
| K | 204 | 53 |
| 1 | 243 | 84 |
| 2 | 233 | 82 |
| 3 | 231 | 80 |
| 4 | 252 | 66 |
| 5 | 261 | 81 |
| TOTAL | 1424 | 446 |
| Percent | 75.8% | 23.7% |

Unaccounted For = <1%

Keith Valley Middle School

| Grade | Hybrid | Remote |
|----------------|--------------|--------------|
| 6 | 216 | 97 |
| 7 | 239 | 119 |
| 8 | 226 | 92 |
| TOTAL | 681 | 308 |
| Percent | 65.7% | 29.7% |

Unaccounted For = <5%

Hatboro-Horsham High School

| Grade | Hybrid | Remote |
|----------------|--------------|--------------|
| 9 | 197 | 88 |
| 10 | 249 | 93 |
| 11 | 229 | 113 |
| 12 | 238 | 112 |
| TOTAL | 913 | 406 |
| Percent | 66.2% | 29.4% |

Unaccounted For = <5%



Hatter Academy (Grades K-5)



- **17-18 sections of Hatter Academy (fully remote) classes with 2-3 sections of Hatter Academy classes per Grade (K-5).**
- **Assignments are being made in an effort to minimize disruption for students and staff.**
- **Teachers from all four Elementary Schools are represented in the Hatter Academy.**
- **All students who elect to return in the Hybrid model remain in their same schools.**



Actual Elementary Example

(Currently 53 students, 3 sections, avg class size of 17-18)

Class A:




16 students

Class B:



20 students

Class C:



17 students

In this example, Teacher C will become the Hatter Academy teacher for the students in this school and other students in the same grade from other schools.

Underlined students will remain with the same teacher.

Circled students will be reassigned to Class A and B in the hybrid in-person model and will remain in the same school.

38 of the 53 students will remain with their teacher; 15 students have a different teacher.



Hybrid Models: General Overview

- **Monday (virtual) with Cohort A (Tue/Thurs) and Cohort B (Wed/Fri) in-person.**
- **Mondays provide flexibility for whole group connection, extension, reinforcement, small-group conferencing, and continuity of program as currently delivered.**
- **At-home cohort will have multiple opportunities to connect with the class and the teacher and is not doing asynchronous independent learning all day.**
- **End times of school days are being adjusted for several reasons:**
 - **Increase safety of arrival and dismissal procedures. By increasing the dismissal time between levels, we can increase the number of buses arriving on site at the scheduled end-of-day time.**
 - **After in-person cohort is dismissed, at-home cohort of students receives dedicated teacher instructional time at the end of the day.**

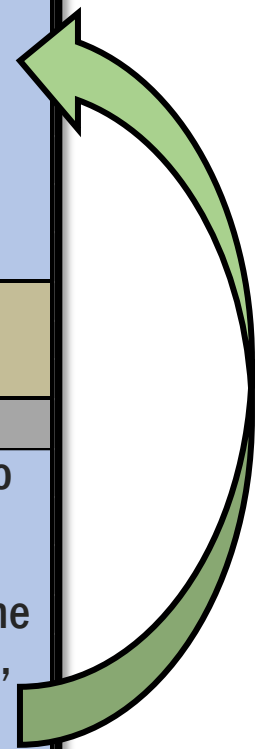


Hybrid Model: Elementary

Elementary School
Length of Day
8:45 - 2:50

| In-School Cohort |
|---------------------------------------------|
| Student Arrival |
| Attendance, Morning Meeting, Shared Reading |
| English/Language Arts |
| SS/Science |
| Lunch |
| Quiet Time |
| Special Area Classes/Teacher Prep |
| Math |
| Closing Circle |
| Student Dismissal |
| |

| At-Home Cohort |
|--------------------------------------------------------------------------------------------------------------------------------------------------------------------------------------------------------------------------------------------------------|
| |
| Attendance, Morning Meeting, Shared Reading |
| |
| Recommended Time For Lunch |
| |
| This time will be semi-structured to include suggested independent learning time but will also include specific scheduled synchronous time for guided practice, music lessons, reading, or math support, ELD support, and other scheduled connections. |
| |
| Teacher Connection with At-Home Cohort |





Hybrid Model: Middle School

Keith Valley Middle School
Length of Day
8:00 – 2:20

In-Person Cohort

- Follows a typical in-person student schedule with a full complement of classes.
- Creative Arts Rotation remains in place.
- PACE remains in place in the schedule to support students at the end of the day.
- End of school day for in-person cohort is earlier.

At-Home Cohort

- Follows a parallel schedule to the in-person schedule with times being aligned with the in-person cohort.
- Students will synchronously connect with their teachers every period of the day but will have more independent work than their peers in the in-person cohort.
- End of in-person school day is earlier which allows for teacher connection with students at-home or in Hatter Academy.

Fully-Remote Cohort

- Students will mostly remain with their teams and their teachers.
- Students will follow a schedule, much like they typically would but the peers in their classes will be only fully remote students.
- The teachers will only be teaching fully-remote classes at this time. Their attention will not be divided with students in the physical classroom.
- Teachers will teach some in-person classes and some fully remote classes.



Hybrid Model: High School

Hatboro-Horsham High School
Length of Day
7:35 - 1:42

In-Person Cohort

- Follows a typical in-person student schedule with a full complement of classes.
- HATS remains in place in the schedule to support students.
- Rooms are outfitted for enhanced technology to allow connection with students at home and in-person. This includes enhanced video, audio, and display options and allows teacher movement in the classroom.
- End of school day for in-person cohort is earlier.

At-Home Cohort and Fully-Remote Cohort

- Follows the same schedule they do now, parallel schedule to the in-person schedule.
- Students will synchronously connect with their teachers every period of the day and be able to engage with peers in other cohorts.
- Dedicated time at the end of the day allows for teacher connection with students at home and additional support without the divided attention of the in-person cohort.
- Mondays fully remote day will allow for connections with teachers and peers in flexible ways.



Timeline: Returning students to in-person instruction

- Kindergarten (Full Return)
- Pre-K & Before/After Care
- Grades 1-6 (Hybrid)
- Eastern Center (Hybrid)
- Grades 7-8 (Hybrid)
- **Grades 9 (Hybrid)**
- **Grades 10-12 (Hybrid)**

Approved 10/5

October 26

October 26

November 5

November 5

November 9

Proposed 10/19

November 12

November 16



Calendar Adjustments

Additional Professional Development Days added to the calendar:

- **Kindergarten Friday 10/23**
- **Grades 1-8 Monday 11/2**
- **Grade 9-12 Wednesday 11/11**




Timeline: Key Dates

Information and a clearer timeline will be forthcoming via community communication regarding:

- **Elementary Class Placements**
- **Middle School Schedule Changes**
- **Bus Stops and Times**
- **Exact School Dismissal Times**
- **Orientation and Information Sessions for Families**

OCTOBER 2020

| Sun | Mon | Tue | Wed | Thu | Fri | Sat |
|-----|---------------------------------------------------------------------------------------------------------------|-----|-----|-----|-----------------------------------|-----|
| 27 | 28 | 29 | 30 | 1 | 2 Questionnaire to families | 3 |
| 4 | 5 Board Meeting | 6 | 7 | 8 | 9 | 10 |
| 11 | 12 | 13 | 14 | 15 | 16 | 17 |
| 18 | 19 Board Meeting  | 20 | 21 | 22 | 23 K PD Day | 24 |
| 25 | 26 K Return Full Pre-K Full | 27 | 28 | 29 | 30 | 31 |

NOVEMBER 2020

| Sun | Mon | Tue | Wed | Thu | Fri | Sat |
|-----|------------------------------|-------------|------------------------------------------------------|------------------------------------------|-----|-----|
| 1 | 2 1-8 PD Day | 3 Closed | 4 | 5 1-6 Return Hybrid ECAT Return | 6 | 7 |
| 8 | 9 7-8 Return Hybrid | 10 | 11 End of 1 st quarter HS PD Day | 12 9 Return Hybrid | 13 | 14 |
| 15 | 16 10-12 Return Hybrid | 17 | 18 | 19 | 20 | 21 |
| 22 | 23 | 24 | 25 | 26 | 27 | 28 |
| 29 | 30 | 1 | 2 | 3 | 4 | 5 |