

MySchoolBucks

Technology Fee

- Type www.myschoolbucks.com into your browser.
- If you already have an account for lunch payments, enter your login information at the right of the screen under Login to your account.
- If you do not already have an account, click on SIGN UP TODAY in the green box.

The screenshot shows the MySchoolBucks website in a browser. The address bar displays the URL: <https://www.myschoolbucks.com/ver2/login/getmain?requestAction=home>. The page features the MySchoolBucks logo at the top left. A large green box on the left contains the text "School Payments Made Easy" and "Pay for school meals and more, anytime, anywhere from your computer or smartphone. Create your FREE account to get started." Below this text is a white button labeled "SIGN UP TODAY". On the right side, there is a white login form titled "Login to your account" with fields for "Username / Email" and "Password", a "Remember my ID" checkbox, and a "LOG IN" button. Below the login form are links for "Forgot your username or password?" and "Don't have an account? Sign up today!". At the bottom of the page, there is a blue banner with three sections: "CONVENIENT" (with a checkmark icon), "SECURE" (with a padlock icon), and "MOBILE" (with a smartphone icon). The footer contains the Heartland logo, copyright information for 2016 Heartland School Solutions, a division of Heartland Payment Systems, Inc., and links for "ABOUT MYSCHOOLBUCKS" (About Us, Contact Us, Help, Privacy Policy, Terms of Service), "MOBILE APPS" (Download on the App Store, GET IT ON Google play), and "GET SOCIAL" (Facebook, YouTube icons).

Sign Up

Search for your district by state or province

NOTE: Your e-mail address will be your username

Security Question #1

Security Question #2

I would like to receive feature updates, news and promotional emails from MySchoolBucks

By creating an account, I accept the MySchoolBucks [Terms of Service](#) and [Privacy Policy](#).

CANCEL

CREATE ACCOUNT

To create an account:

- Type in the requested information. All fields are required.
- Note that there is a drop down box for security questions where you can choose which question you want to answer.
- Note the checkbox to receive additional information from MSB.
- Review the Terms of Service and Privacy Policy links and then click on CREATE ACCOUNT

Now you have an account, you need to add your student(s).

- Select Hatboro-Horsham Senior High School.
- Enter your student's first name and then last name in the boxes indicated.
- Next, either enter your student's birthday **OR** student number.
- Click on FIND STUDENT, then click on ADD STUDENT on the next screen.

The screenshot shows the 'Add Student' form in the MY SCHOOL BUCKS system. The page header includes the logo, navigation links (HOME, MEAL ACCOUNTS, SCHOOL STORE), a search icon, and a shopping cart icon showing 0 items for \$0.00. A blue breadcrumb trail reads 'HOME > MEAL ACCOUNTS > ADD STUDENT'. The form itself is titled 'Add Student' and contains the following elements:

- A heading: **Add Student**
- Instructional text: "To add a student to your account please enter their name and identifying information."
- A dropdown menu for "Hatboro-Horsham School District" with the option "- Select School -".
- A note: "Note: If your child attends school in a different school district please use the district selector at the top of the page to switch."
- Input fields for "First Name" and "Last Name", each with a person icon on the left.
- A requirement statement: "One of the following is required to validate your student".
- A date input field for "Birthdate (mm/dd/yyyy)" with a calendar icon on the left.
- A separator: "- or -".
- An input field for "Student #" with a person icon on the left.
- A link: "Don't have your child's student ID?".
- Two buttons at the bottom right: "CANCEL" and "FIND STUDENT".



The student you selected has been successfully added to your household.

ADD ANOTHER STUDENT

FINISH

This screen shows you have successfully added your student. Click on **ADD ANOTHER STUDENT** if you have more than one child at the High School, or click on **FINISH**.

You will receive two emails - one requesting you to validate your email address and another one confirming you added a student.

This is the Hatboro-Horsham Home Page.

The screenshot shows the 'MY SCHOOL BUCKS' portal for Hatboro-Horsham School District. At the top, there is a navigation bar with 'HOME', 'MEAL ACCOUNTS', and 'SCHOOL STORE' links, a search icon, and a shopping cart icon showing '0 items | \$0.00'. Below this is a blue 'Home' banner. The main content area features the Hatboro-Horsham logo (two 'H's with a top hat) and a welcome message: 'Welcome to the Hatboro-Horsham School District Payments Portal' and 'Welcome to MySchoolBucks! Hatboro Horsham School District now accepting online Meal and School Store payments.' Below the message are three icons: 'MEAL PAYMENTS' (a lunch bag, apple, and chocolate milk carton), 'TECHNOLOGY FEES' (a laptop, highlighted with a blue border), and 'SUMMER PROGRAMS' (sports equipment like a soccer ball, baseball bat, and tennis racket).

Click on the TECHNOLOGY FEES icon.

Then click on the High School Technology Fees icon.

The screenshot shows the 'MY SCHOOL BUCKS' website interface. At the top left is the logo. The top navigation bar includes 'HOME', 'MEAL ACCOUNTS', and 'SCHOOL STORE', along with a search icon and a shopping cart icon showing '1 items | \$60.00'. A blue breadcrumb bar below the navigation reads 'Browse Items' on the left and 'HOME > SCHOOL STORE > BROWSE ITEMS' on the right. On the left side, there are three filter sections: 'FILTER BY SCHOOL' with three unchecked checkboxes, 'FILTER BY CATEGORY' with three checkboxes (the first two are unchecked, and 'Technology Fees' is checked), and 'FEATURED ITEMS' with two items: 'Hatters Boys and Girls Soccer Camp' and 'High School Technology Fee'. The 'High School Technology Fee' item is highlighted with a blue border and contains an image of a laptop, the text 'High School Technology Fee', and a 'VIEW DETAILS' button.

Acceptable forms of payment:

Credit Card

eCheck

Not acceptable:

Cash





High School Technology Fee

Our Price

Student

--select--

[Add a Student](#)

AGREEMENTS

For each agreement below, please read the terms and check the box to mark your acknowledgement.

Care of School Property Policy 224

To read and review the policy, please use the following link.

[Property Policy 224](#)

Agreeing below indicates the policy has been made available to you, you have read and agree to these terms.

Yes, I agree to Property Policy 224

Policy 815 Acceptable Use of the Computers, Network, Internet, Electronic Communications and Technical Services Policy and the Acknowledgement Statement(s)

[Policy 815](#)

Agreeing below indicates the policy has been made available to you.

Yes, I agree to Policy 815

Hatboro-Horsham High School Laptop Agreement

[Laptop Agreement](#)

Agreeing below indicates you have read and agree to these terms.

Yes, I agree to the School Laptop Agreement

Parents and Students:

We have read the above policies and laptop agreement. We understand if I/my son/daughter fail(s) to comply with these policies/agreement or make inappropriate use of the Internet, district network or electronic devices it may result in usage restrictions, loss of access privileges, disciplinary action, and/or legal proceedings.

Yes, I agree to the Parent and Student Agreement

CANCEL

ADD TO BASKET

Attention: Multi-student households

To receive the multi-student household discount for the district within MySchoolBucks, you must add all your students technology fees into your cart prior to checking out.

Failure to pay for all your children's tech fees in a single transaction will result in your discount not being applied.

If you have any questions please contact us prior to checking out.

- Click in the Student box and select your student.
- Read each agreement and then click on the check box affirming you understand the terms. By clicking yes, you have provided your signature. No hardcopies need to be given to the school. **Note that if you don't consent to any one of the agreements, you will not be able to check out or permitted to take a laptop home.**
- Click on Add To Basket, then Add to Basket again.
- Repeat if you have more than one student. **Note that all students in the same household must be paid at the same time to apply the multi-student discount.**



Browse Items

FILTER BY SCHOOL

- HATBORO-HORSHAM SENI...
- 51 KEITH VALLEY MIDDLE S...
- 21 BLAIR MILL ELEMENTARY

FILTER BY CATEGORY

- Student Activities & Summe...
- Summer Programs
- Technology Fees

FEATURED ITEMS



Hatters Boys and Girls Soccer Camp



High School Technology Fee



High School Technology Fee

VIEW DETAILS

x 1	High School Technology Fee	\$35.00	?
x 1	High School Technology Fee	\$60.00	?

VIEW CART / CHECKOUT



Hover over the cart at the top of your screen and then click on View Cart/Checkout for payment options.

- Confirm the information in your cart.
Note that a discount will automatically be applied to each additional student. When you are ready to place the order, click on e-check or credit card and enter the appropriate information. Your payment information will be saved for the next time you make a purchase through MySchoolBucks.
- There is a 3.95% processing fee.
- Click on Place Order when you have completed the payment information.
- Print your receipt showing all agreements have been “signed” and the fees have been paid. Bring it with you to your laptop distribution appointment. Appointments are made through TicketLeap at <https://hhsd.ticketleap.com/>

MY SCHOOL BUCKS

HOME MEAL ACCOUNTS SCHOOL STORE 2 items | \$95.00

Place Store Order HOME > SCHOOL STORE > PLACE STORE ORDER

NAME	STUDENT	UNIT PRICE	QUANTITY	AMOUNT
High School Technology Fee		\$60.00	1	\$60.00
Tech Fee				
Agreements:				
Care of School Property Policy 224:				
Yes, I agree to Property Policy 224:		Yes		
Policy 815:				
Yes, I agree to Policy 815:		Yes		
Hatboro-Horsham High School Laptop Agreement:				
Yes, I agree to the School Laptop Agreement:		Yes		
Parents and Students:				
Yes, I agree to the Parent and Student Agreement:		Yes		
High School Technology Fee		\$35.00	1	\$35.00
Tech Fee				
Agreements:				
Care of School Property Policy 224:				
Yes, I agree to Property Policy 224:		Yes		
Policy 815:				
Yes, I agree to Policy 815:		Yes		
Hatboro-Horsham High School Laptop Agreement:				
Yes, I agree to the School Laptop Agreement:		Yes		
Parents and Students:				
Yes, I agree to the Parent and Student Agreement:		Yes		

Choose a payment method:

E-CHECK CREDIT CARD

Bank Routing # Address Line 1

Only U.S. bank accounts are accepted Address Line 2 (Optional)

Checking Account # City

Confirm Checking Account # Select State/Province

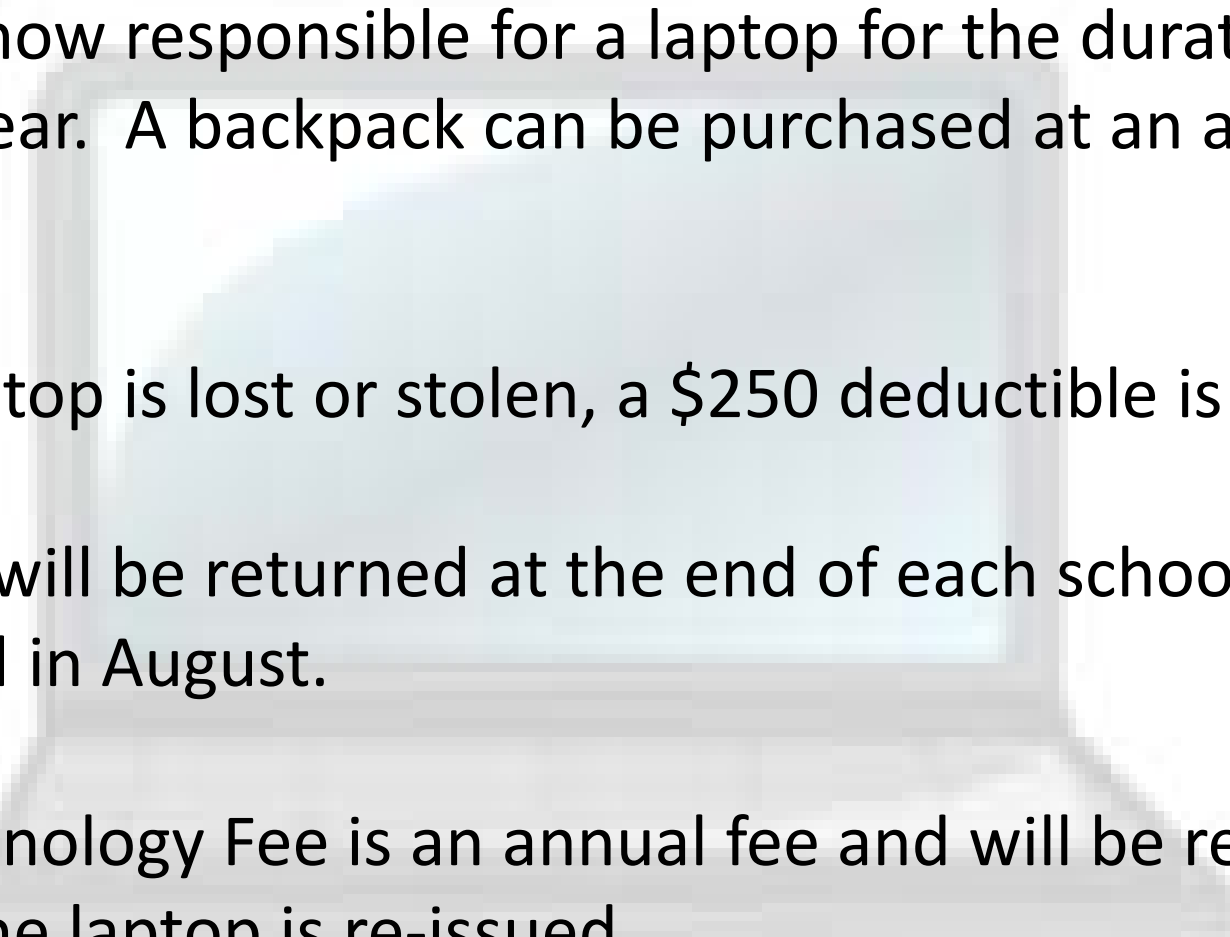
Name on Account ZIP Code

Make this my primary billing account

Subtotal	\$95.00
Sales Tax	\$0.00
Program Fee	\$3.75
Total	\$98.75

PLACE ORDER

By clicking Place Order, you agree to our Terms of Service



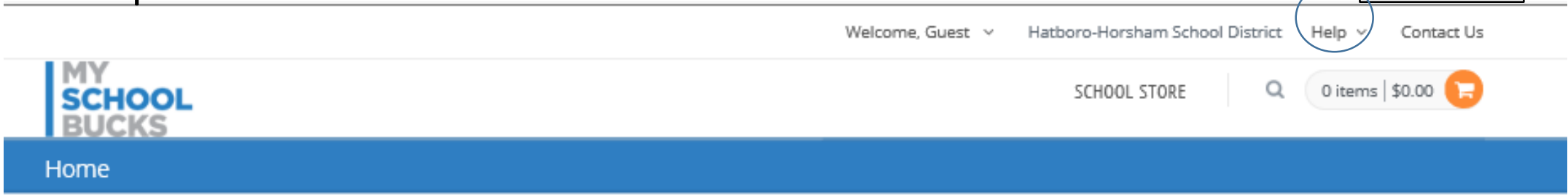
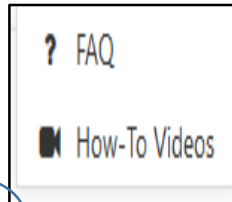
You are now responsible for a laptop for the duration of the school year. A backpack can be purchased at an additional cost.

If the laptop is lost or stolen, a \$250 deductible is required.

Laptops will be returned at the end of each school year and re-issued in August.

The Technology Fee is an annual fee and will be required before the laptop is re-issued.

For more information regarding your account, click on Help at the top of the screen.

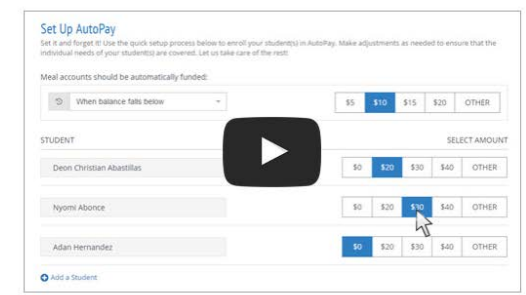


How-To Videos HOME > HOW-TO VIDEOS

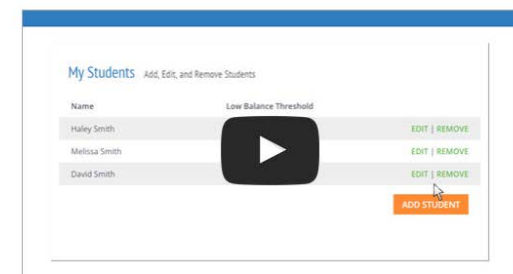
Updating Your Payment Method



Setting Up Automatic Payments



Adding a New Student



Setting Up Low Balance Alerts

