

Annual Report Card



Hatboro-Horsham School District Meets State and Federal Requirements for Achievement in Reading and Math

Under the federal No Child Left Behind Act, the Hatboro-Horsham School District is required to meet certain targets each year for student achievement in math and reading on a standardized test called the Pennsylvania System of School Assessment (PSSA). The district also is required to meet targets for attendance rates, graduation rates and test participation.

When a district reaches those targets it is said to have made Adequate Yearly Progress (AYP). Hatboro-Horsham is pleased to report that the district met those targets in every category this year.

	Reading	Math	Subgroups	Attendance/ Graduation	Participation on PSSA	Status
Blair Mill	✓	✓	✓	✓	✓	Made AYP
Crooked Billet	✓	✓	✓	✓	✓	Made AYP
Hallowell	✓	✓	✓	✓	✓	Made AYP
Hatboro-Horsham HS	✓	✓	✓	✓	✓	Made AYP
Keith Valley MS	✓	✓	✓	✓	✓	Made AYP
Pennypack	✓	✓	✓	✓	✓	Made AYP
Simmons	✓	✓	✓	✓	✓	Made AYP

Annual Report Card



Hatboro-Horsham School District Meets State and Federal Requirements for Achievement in Reading and Math

In order to make AYP, the district is required to show improvement in math and reading scores. The writing scores do not count toward AYP because the writing test was administered for the first time in 2006, and there are no prior results to use as a means of comparison.

As you will see in the charts accompanying this section of the newsletter, the district's test scores in reading, math and writing were higher than the state average in every grade level taking the PSSA tests. Attendance rates at the district's five elementary schools and its middle school and graduation rates at the high school all were above 95 percent, as were test participation rates throughout the district.

Hatboro-Horsham is pleased with its success but is not resting on its laurels. "We continue to strive to improve our performance in all areas on the PSSAs," said Curtis J. Griffin, assistant superintendent for secondary education.

Mr. Griffin said district schools have "teachers on assignment" who work with the teaching staff on improving instruction and enhancing student performance. The district also provides specialized instruction and tutorials to give remedial instruction to students who need extra help with the concepts covered on the PSSAs.

Graduation Rate Information

School Year	2003	2004	2005
Hatboro-Horsham H.S.	93.14%	94.21%	95.38%

Adequate Yearly Progress Target 80%

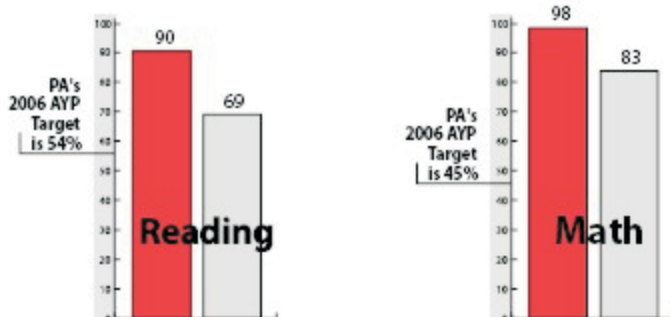
2004-2005 Attendance Rate K-8

Blair Mill Elementary School	95.21%
Crooked Billet Elementary School	95.83%
Hallowell Elementary School	96.18%
Keith Valley Middle School	95.10%
Pennypack Elementary School	96.00%
Simmons Elementary School	96.15%

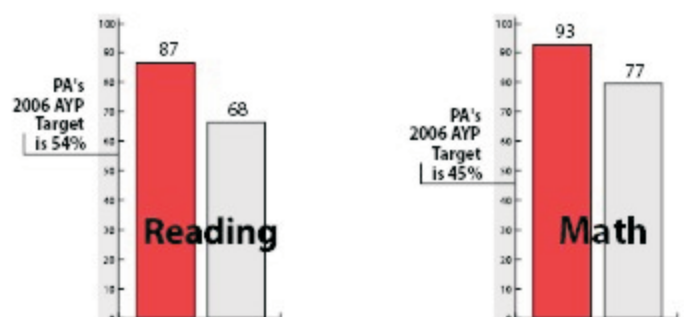
Adequate Yearly Progress Target 90%



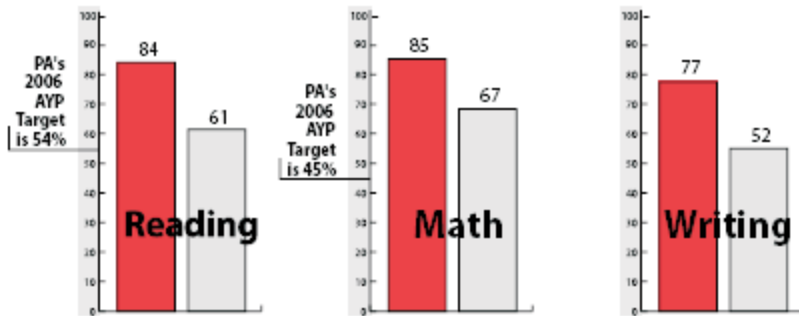
3rd Grade AYP Information: % of Students at the Proficient Level or Above



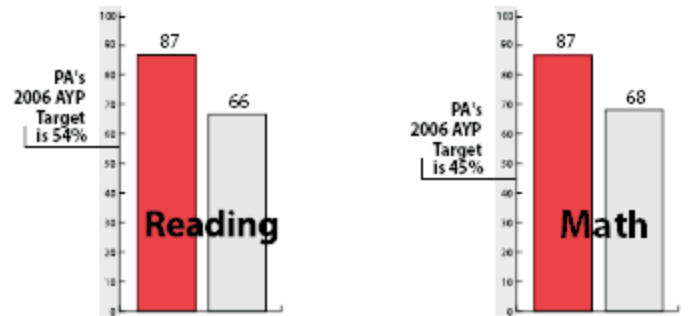
4th Grade AYP Information: % of Students at the Proficient Level or Above



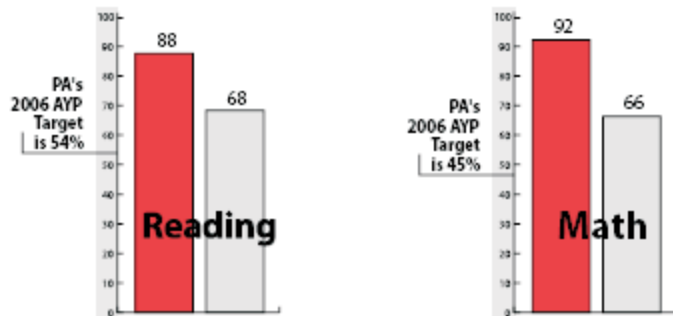
5th Grade AYP Information: % of Students at the Proficient Level or Above



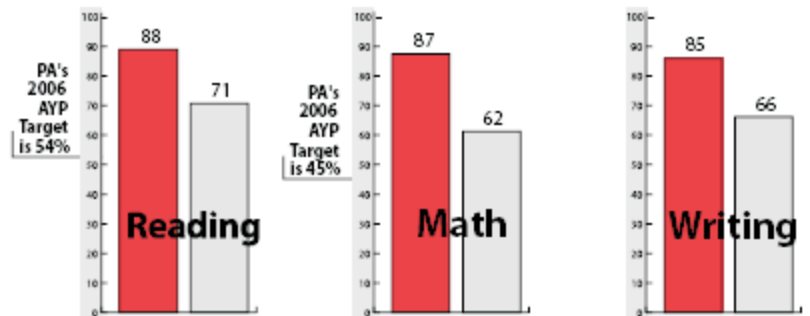
6th Grade AYP Information: % of Students at the Proficient Level or Above



7th Grade AYP Information: % of Students at the Proficient Level or Above



8th Grade AYP Information: % of Students at the Proficient Level or Above



11th Grade AYP Information: % of Students at the Proficient Level or Above

