

Annual Report Card



Hatboro-Horsham School District Meets Targets for Achievement in Reading, Math

Every school in the Hatboro-Horsham School District met the requirements for Adequate Yearly Progress (AYP) under No Child Left Behind (NCLB) in 2007. This is the second year in a row that the district has reached this milestone.

In Pennsylvania, school districts must meet a number of requirements to make AYP. Those requirements include achieving specific levels of proficiency in reading and math on the Pennsylvania System of School Assessment (PSSA). Students in grades 3 through 8, as well as those in 11th grade, take the PSSA every year. For school districts to meet AYP for the 2006-07 school year, 45 percent of their students must have proficient or advanced PSSA scores in math, and 54 percent of their students must have proficient or advanced PSSA scores in reading. Students who fall into defined subgroups, including racial/ethnic, socio-economic, limited English skills and special education, must also meet the AYP testing requirements. In addition, school districts must also meet yearly targets for attendance and graduation rates, as well as participation rates on the PSSA.

continued on page 2

	Reading	Math	Subgroups	Attendance/ Graduation	Participation on PSSA	Status
Blair Mill	✓	✓	✓	✓	✓	Made AYP
Crooked Billet	✓	✓	✓	✓	✓	Made AYP
Hallowell	✓	✓	✓	✓	✓	Made AYP
Hatboro-Horsham HS	✓	✓	✓	✓	✓	Made AYP
Keith Valley MS	✓	✓	✓	✓	✓	Made AYP
Pennypack	✓	✓	✓	✓	✓	Made AYP
Simmons	✓	✓	✓	✓	✓	Made AYP

Annual Report Card (continued from page 1)



Hatboro-Horsham School District Meets Targets for Achievement in Reading, Math

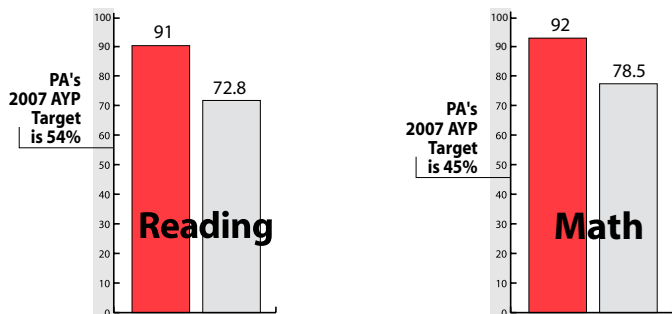
"We are very pleased that Hatboro-Horsham School District has made AYP for the second year in a row," said Superintendent Dr. William Lessa. "Given the increased number of students whose performance on the PSSA counts toward AYP, and the other rigorous standards that we must meet on a yearly basis, it is becoming more and more challenging to achieve the status that we have attained. I am proud of the effort our students and staff have put in to ensure Hatboro-Horsham reaches these important benchmarks."

This is the first year that PSSA test results from grades 4, 6 and 7 have counted toward AYP. The PSSA test results for writing do not count toward AYP. As you will see in the charts accompanying this section of the newsletter, the district's test scores in reading, math and writing were significantly higher than the state averages at every grade level. Attendance rates at the district's five elementary schools and its middle school, as well as the graduation rate at the high school, were all above 95 percent.

Every school in the district uses unique strategies to encourage student participation and effort on the PSSA, and those efforts will continue as the district strives to further enhance student performance on the standardized test. The district offers a solid curriculum, after-school tutoring and other remediation initiatives, as well as individual and small-group instruction to help students to be successful on the test, regardless of their ability levels.



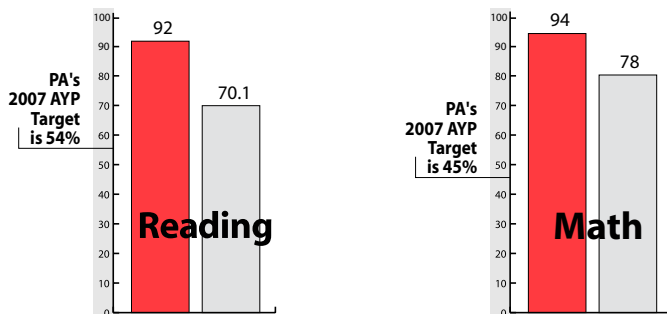
3rd Grade AYP Information: % of Students at the Proficient Level or Above



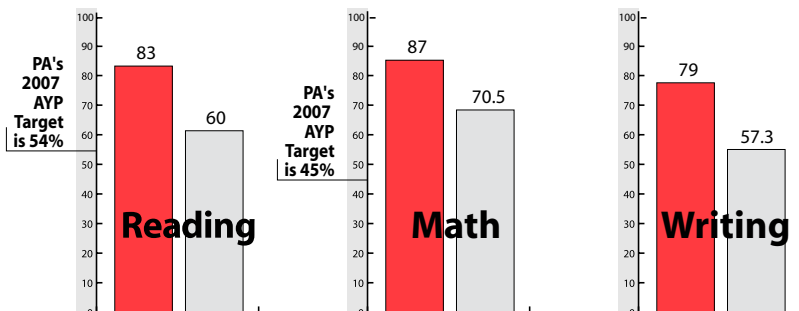
Graduation Rate Information			
School Year	2004	2005	2006
Hatboro-Horsham H.S.	94.21%	95.38%	95.94%
Adequate Yearly Progress Target 80%			

2006 Attendance Rate K-8	
Blair Mill Elementary School	95.89%
Crooked Billet Elementary School	95.84%
Hallowell Elementary School	95.76%
Keith Valley Middle School	96.03%
Pennypack Elementary School	96.39%
Simmons Elementary School	95.80%
Adequate Yearly Progress Target 90%	

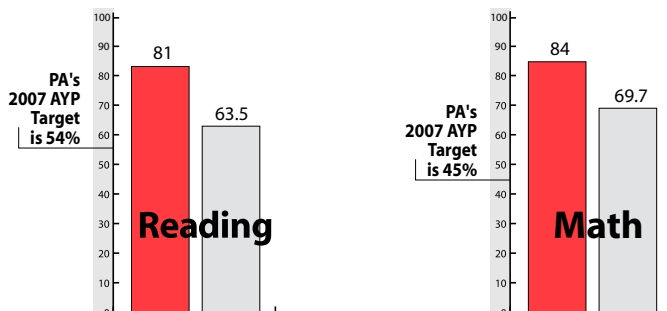
4th Grade AYP Information: % of Students at the Proficient Level or Above



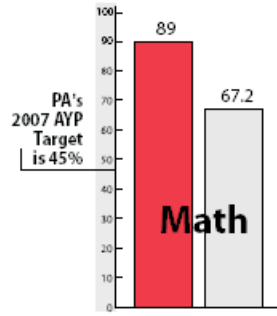
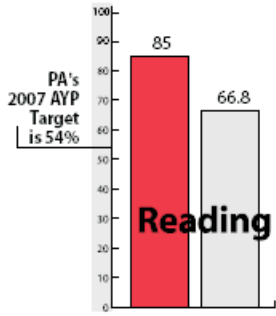
5th Grade AYP Information: % of Students at the Proficient Level or Above



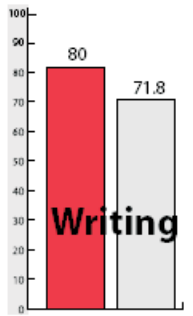
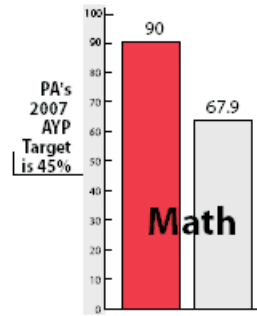
6th Grade AYP Information: % of Students at the Proficient Level or Above



7th Grade AYP Information: % of Students at the Proficient Level or Above



8th Grade AYP Information: % of Students at the Proficient Level or Above



11th Grade AYP Information: % of Students at the Proficient Level or Above

