

## Hatboro-Horsham School District Students Exceed State Expectations for Academic Performance in 2009-10

All of Hatboro-Horsham School District schools have met the state's requirements for student performance in math and reading in the 2009-10 school year, meaning that the district as a whole has been designated as one making Adequate Yearly Progress.

The outstanding results of the district's scores on the Pennsylvania System of School Assessment (PSSA) were shared with the School Board in September. Superintendent Curtis Griffin broke the results down by school, noting that in many instances school scores were far higher than state benchmarks for proficiency.

"We take great pride in the accomplishments of our students and teachers, who have once again demonstrated how committed they are to learning and to exceeding expectations," said Mr. Griffin. "The many efforts we have made over the last few years to ensure that every student is making progress are apparent when we see the 2009-10 scores. We intend to continue these efforts and adopt new practices in the years ahead so that we may continue to make progress even as the bar for student achievement is set higher."

Students in grades 3-8 and grade 11 take the PSSA. This year, the requirements for proficiency on the PSSA were 63 percent for reading and 56 percent for math. School districts are said to have met AYP if students in all tested grade levels achieve those benchmarks. Students who fall into defined subgroups, including racial/ethnic, socio-economic, limited English skills and special education, must also meet the AYP testing requirements. In addition, school districts must also meet yearly targets for attendance and graduation rates, as well as participation rates on the PSSA.

In many cases, Hatboro-Horsham schools far exceeded the state benchmarks in reading and math.

Adding to the good news is the fact that the district met AYP requirements in all of the measurable subgroup populations this year. The high school, which last year had received a "warning" designation because its

special education population did not meet AYP requirements in reading and math, met all requirements in that subgroup this time around.

	Reading	Math	Subgroups	Attendance/ Graduation	Participation on PSSA	Status
<b>Blair Mill</b>	✓	✓	✓	✓	✓	Made AYP
<b>Crooked Billet</b>	✓	✓	✓	✓	✓	Made AYP
<b>Hallowell</b>	✓	✓	✓	✓	✓	Made AYP
<b>Hatboro-Horsham HS</b>	✓	✓	✓	✓	✓	Made AYP
<b>Keith Valley MS</b>	✓	✓	✓	✓	✓	Made AYP
<b>Pennypack</b>	✓	✓	✓	✓	✓	Made AYP
<b>Simmons</b>	✓	✓	✓	✓	✓	Made AYP

### Graduation Rate Information

School Year	2006	2007	2008	2009
<b>Hatboro-Horsham H.S.</b>	95.94%	96%	97.33%	96.90%

**Adequate Yearly Progress Target 85%**

### 2008 Attendance Rate K-8

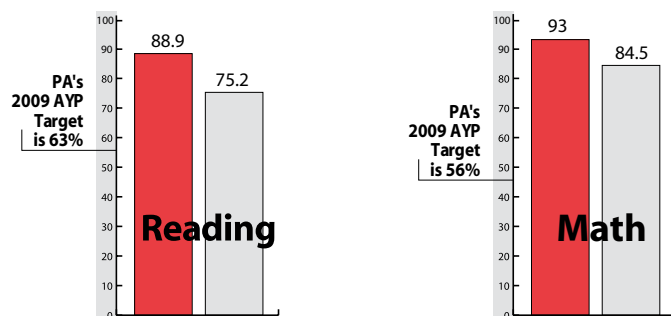
Blair Mill Elementary School	95.79%
Crooked Billet Elementary School	95.66%
Hallowell Elementary School	96.45%
Keith Valley Middle School	95.65%
Pennypack Elementary School	95.77%
Simmons Elementary School	96.48%

**Adequate Yearly Progress Target 90%**

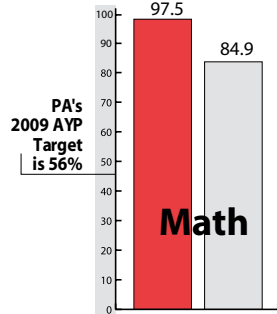
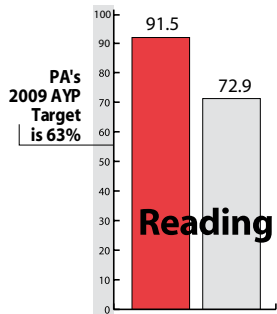
## Hatboro-Horsham School District Scores Compared to State Averages

Hatboro-Horsham
  Pennsylvania

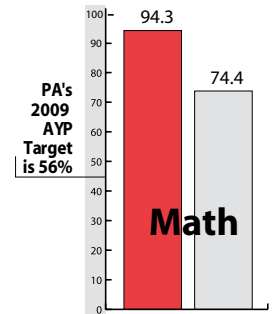
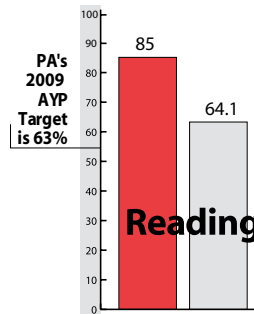
### 3rd Grade AYP Information: % of Students at the Proficient Level or Above



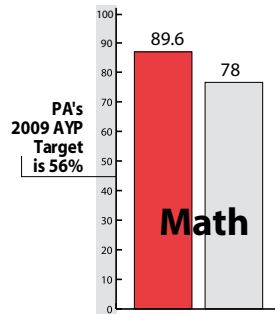
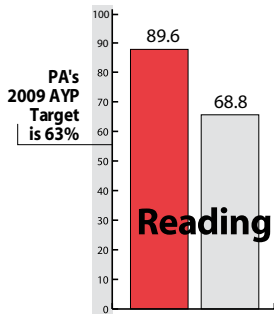
### 4th Grade AYP Information: % of Students at the Proficient Level or Above



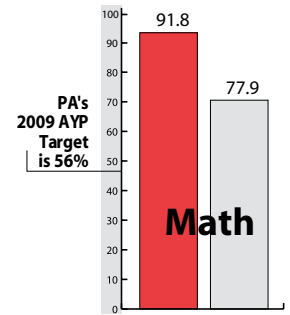
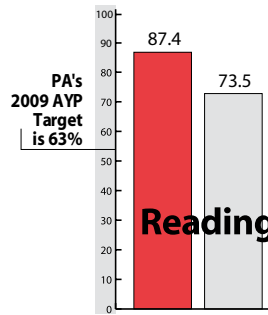
### 5th Grade AYP Information: % of Students at the Proficient Level or Above



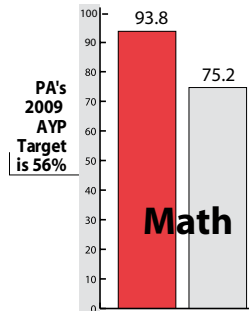
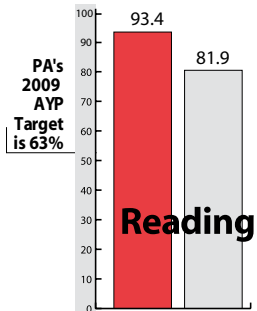
### 6th Grade AYP Information: % of Students at the Proficient Level or Above



### 7th Grade AYP Information: % of Students at the Proficient Level or Above



### 8th Grade AYP Information: % of Students at the Proficient Level or Above



### 11th Grade AYP Information: % of Students at the Proficient Level or Above

