

District Performs Well Above State Requirements for Math, Reading Proficiency

Every elementary school and the high school met the requirements for Adequate Yearly Progress (AYP) under No Child Left Behind (NCLB) in 2008.

In Pennsylvania, school districts must meet a number of requirements to make AYP. Those requirements include achieving specific levels of proficiency in reading and math on the Pennsylvania System of School Assessment (PSSA). Students in grades 3 through 8, as well as those in 11th grade, take the PSSA every year. For school districts to meet AYP for the 2007-08 school year, 53 percent of their students must have proficient or advanced PSSA scores in math, and 63 percent of their students must have proficient or advanced PSSA scores in reading. Students who fall into defined subgroups, including racial/ethnic, socio-economic, limited English skills and special education, must also meet the AYP testing requirements. In addition, school districts must also meet yearly targets for attendance and graduation rates, as well as participation rates on the PSSA.

"We are very pleased with our schools' performance on the PSSA," said Superintendent Dr. William Lessa.

"Given the increased number of students whose performance on the PSSA counts toward AYP, and the fact that proficiency requirements continue to increase, it is becoming more and more challenging to achieve the status that we have attained. I am proud of the effort our students and staff have put in to ensure Hatboro-Horsham reaches these important benchmarks."

Scores were well above the thresholds set by the state – in math, 93.6 percent of students in grades 3-5 scored at proficient or advanced levels, 87.7 percent of students in grades 6-8 scored at proficient or advanced levels, and 72.6 percent of students in grade 11 scored at proficient or advanced levels. In reading, 90.4 percent of students in grades 3-5 scored at proficient or advanced levels, 86.3 percent of students in grades 6-8 scored at proficient or advanced levels, and 76 percent of students in grade 11 scored at proficient or advanced levels.

The only area in which the district did not meet requirements was within the subgroup for special education students at Keith Valley

continued on page 2

	Reading	Math	Subgroups	Attendance/ Graduation	Participation on PSSA	Status
Blair Mill	✓	✓	✓	✓	✓	Made AYP
Crooked Billet	✓	✓	✓	✓	✓	Made AYP
Hallowell	✓	✓	✓	✓	✓	Made AYP
Hatboro-Horsham HS	✓	✓	✓	✓	✓	Made AYP
Keith Valley MS	✓	✓	✓	✓	✓	Warning
Pennypack	✓	✓	✓	✓	✓	Made AYP
Simmons	✓	✓	✓	✓	✓	Made AYP

District Performs Well Above State Requirements for Math, Reading Proficiency (continued from page 1)

Middle School, where 42.9 percent of students were proficient or advanced in reading. Because of this, Keith Valley Middle School will receive a "warning" designation from the state, meaning it fell short of AYP requirements but has another year to achieve them. However, as the scores cited in the previous paragraph demonstrate, Keith Valley students on the whole performed well and far exceeded benchmarks in reading and math.

"Every school in the district uses unique strategies to encourage student participation and effort on the PSSA. Hatboro-Horsham offers a strong curriculum, after-school tutoring and other remediation initiatives, as well as individual and small-group instruction to help students to be successful on the test, regardless of their ability levels," said Dr. Lessa. "Though we are very proud of the efforts of our students and staff, there is always more work to be done to see that the district continues to improve."

Graduation Rate Information

School Year	2004	2005	2006	2007
Hatboro-Horsham H.S.	94.21%	95.38%	95.94%	96%

Adequate Yearly Progress Target 80%

2007 Attendance Rate K-8

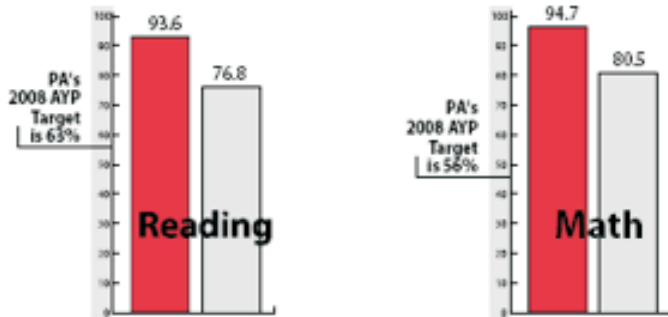
Blair Mill Elementary School	96.18%
Crooked Billet Elementary School	96.20%
Hallowell Elementary School	96.05%
Keith Valley Middle School	95.93%
Pennypack Elementary School	96.66%
Simmons Elementary School	96.49%

Adequate Yearly Progress Target 90%

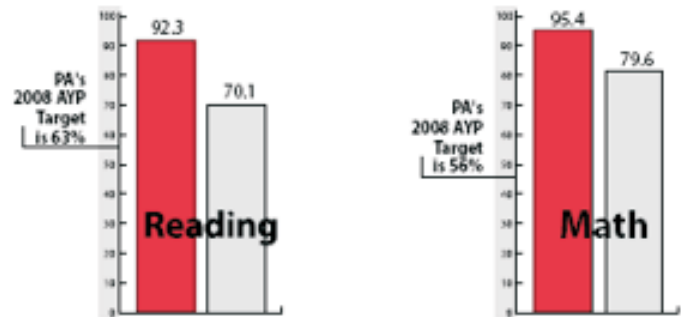
Hatboro-Horsham School District Scores Compared to State Averages

■ Hatboro-Horsham
 Pennsylvania

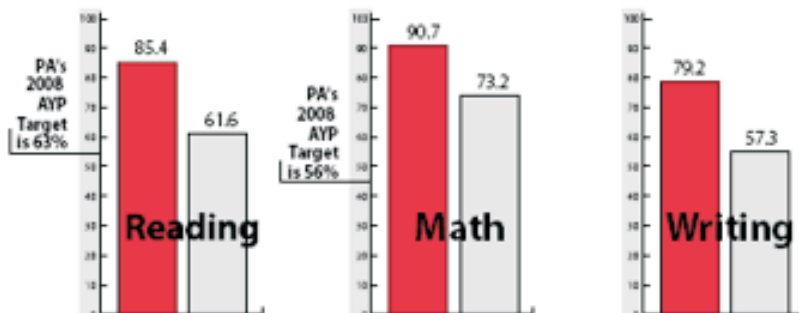
3rd Grade AYP Information: % of Students at the Proficient Level or Above



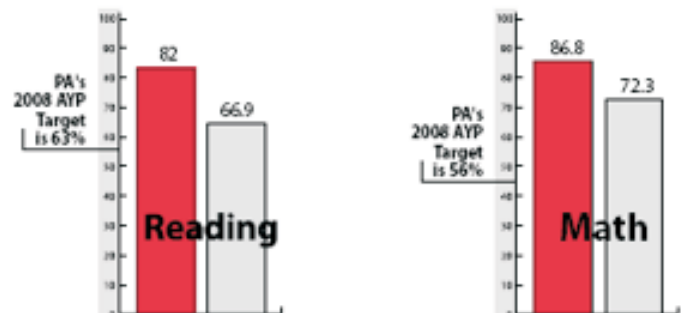
4th Grade AYP Information: % of Students at the Proficient Level or Above



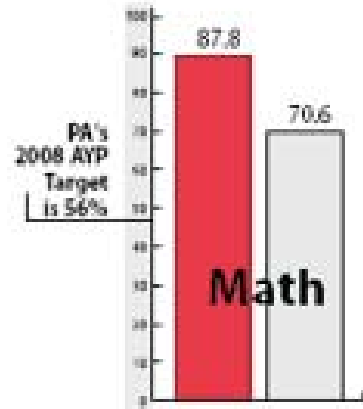

5th Grade AYP Information: % of Students at the Proficient Level or Above



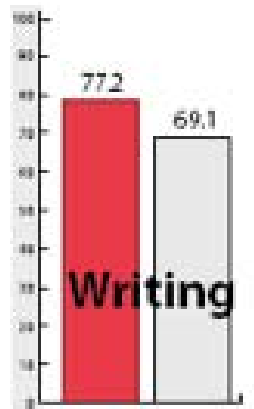
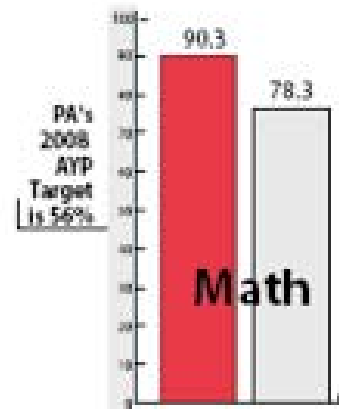
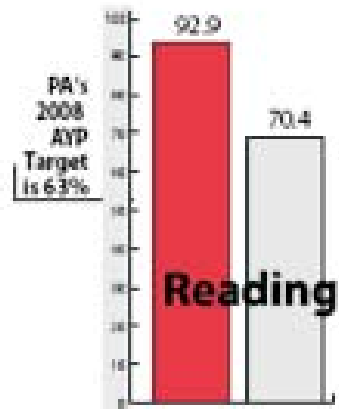
6th Grade AYP Information: % of Students at the Proficient Level or Above



7th Grade AYP Information: % of Students at the Proficient Level or Above



8th Grade AYP Information: % of Students at the Proficient Level or Above



11th Grade AYP Information: % of Students at the Proficient Level or Above

